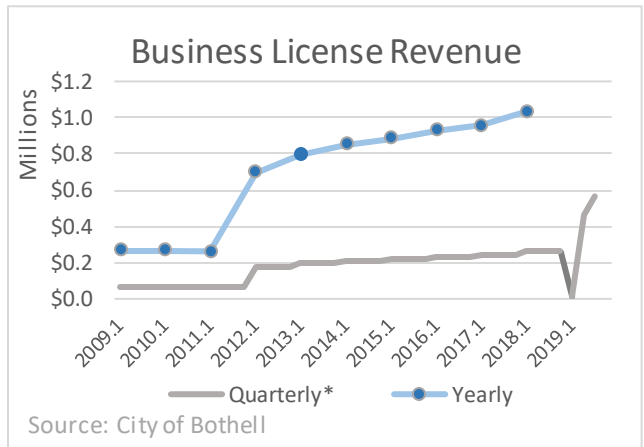
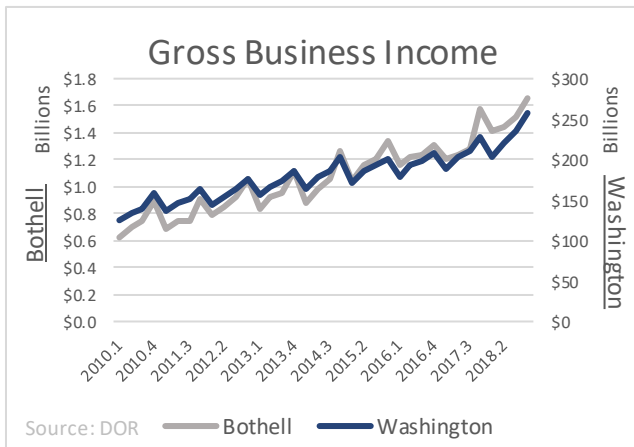
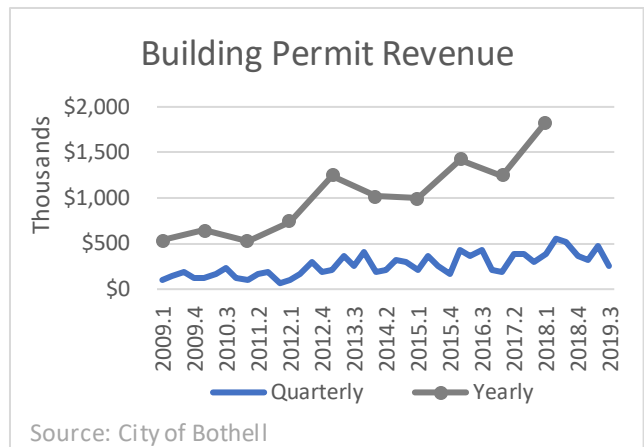
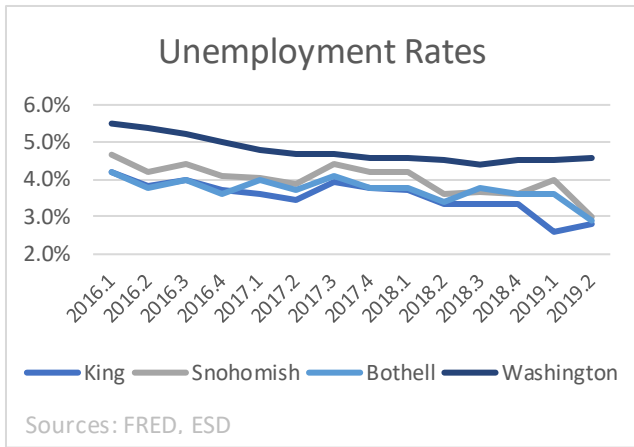


Business Metrics and Indicators

REAL ESTATE (Q2 2019)	MEDIAN HOUSE PRICE	MEDIAN RENT – 1 BD	MEDIAN RENT – MULTI FAMILY
BOTHELL	\$414,200	\$1,679	\$2,097
KING COUNTY	\$446,600	\$1,631	\$2,084
SNOHOMISH COUNTY	\$338,400	\$1,337	\$1,657
WASHINGTON STATE	\$286,800	\$1394	\$1,816

Averaged across multiple online listing sites

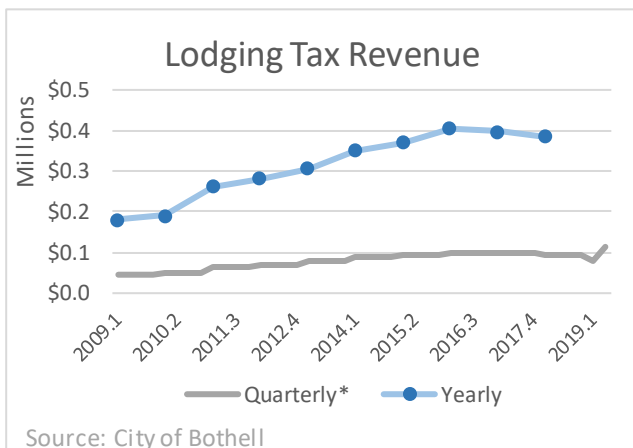
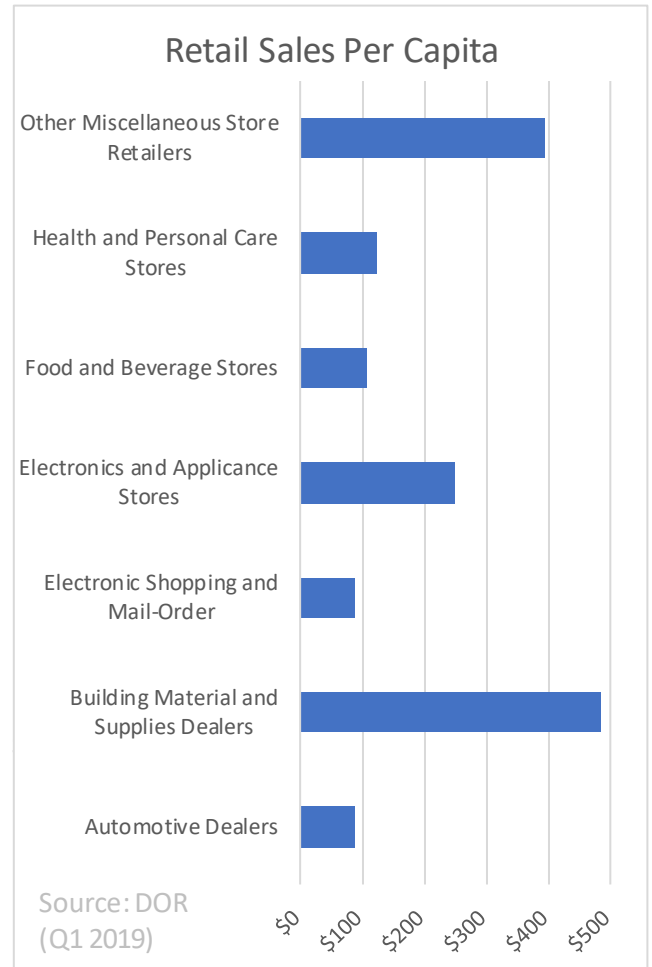
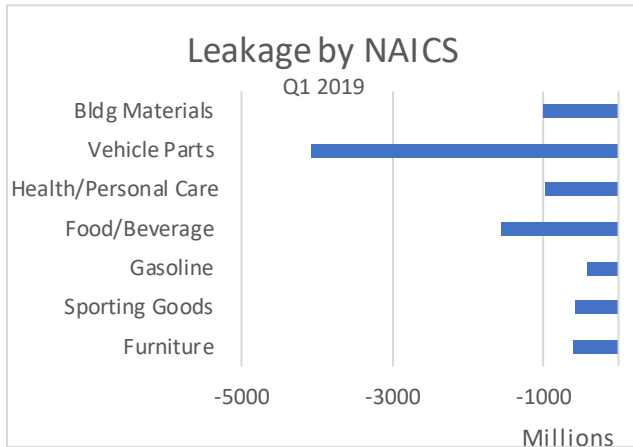


*GBI is based on the filing address for businesses

*Quarterly data pre-2019 estimated from yearly data

COST OF LIVING BY LOCATION (Q2 2019)						
	Grocery	Housing	Utilities	Transportation	Healthcare	Composite
BOTHELL	120.4	196.7	105.5	135.6	104.6	149.1
SEATTLE	120.9	242.3	104.9	134.5	104.6	159.9
REDMOND	118.1	301.5	105.8	137.1	102.9	173.7
BELLEVUE	118.1	341.2	105.7	138.0	102.9	182.7
WASHINGTON	107.1	166.4	84.0	121.2	99.1	125.2

Source: Averaged across multiple sites



*Quarterly data pre-2019 estimated from yearly data

CONSTRUCTION COSTS PER SQUARE FOOT						
	Residential	Commercial	Retail	Manufacturing	Healthcare	AVERAGE
2019 Q1	\$305.5	\$445.6	\$370	\$318	\$499.3	\$387.7
2019 Q2	\$309.5	\$451.3	\$375.0	\$322.0	\$517.5	\$395.1
% CHANGE	1.3%	1.3%	1.4%	1.3%	3.6%	1.9%

Source: C Corp Insights